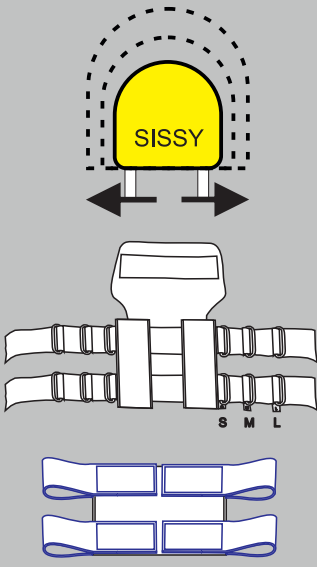
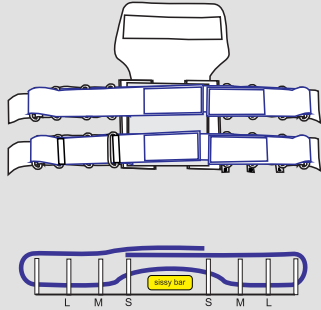


# CHOOSE YOUR SIZE

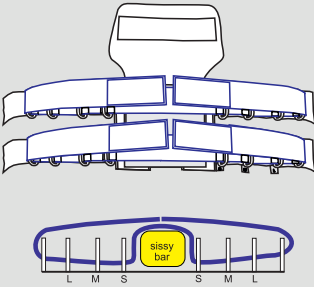
1



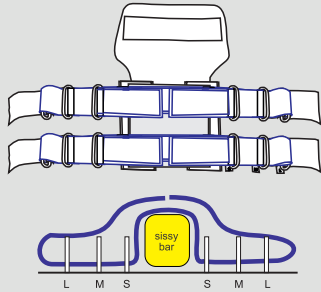
A **XX-SMALL**



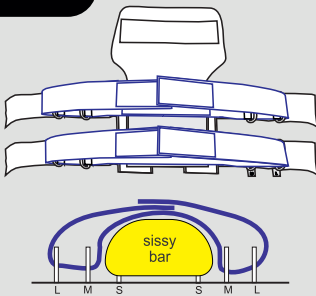
B **X-SMALL**



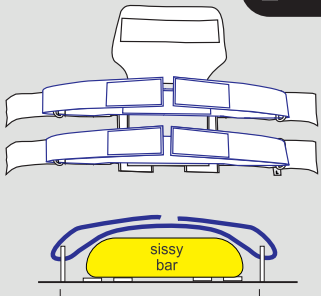
C **SMALL**



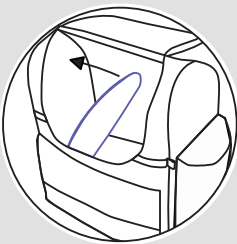
D **MEDIUM**



E **X-LARGE**

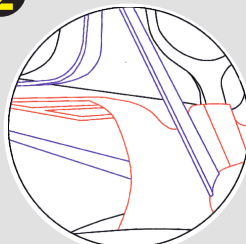


1



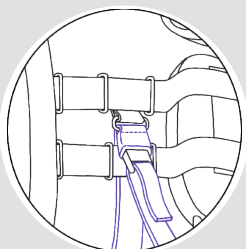
Lift up to siffening side walls located at the bottom of the bag. Press them against the sides of the bag until the velcro strap sticks.

2



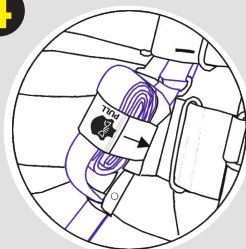
next to the bike side (suspension / back rest screws)

3



...and pull through aluminium buckle


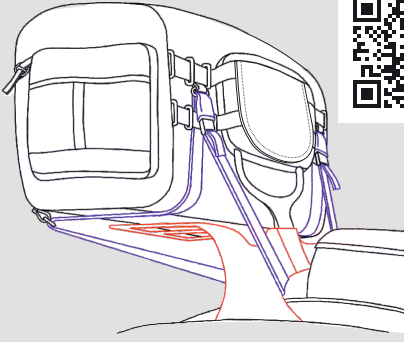
4



...and pull through aluminium buckle




## UNIVERSAL MOUNTING SYSTEM



[deemeed.com /video/ums](https://deemeed.com/video/ums)

## NON STANDARD MOUNTING SOLUTIONS



### ON HANDLE BAR




[deemeed.com /video/handlebar](https://deemeed.com/video/handlebar)

### ON THE APE HANGER HANDLE BAR



[deemeed.com /video/apehandlebar](https://deemeed.com/video/apehandlebar)

### DEEMEED EXPLORER XS ON SPORTSTER HANDLE BAR




[deemeed.com /video/sportsterhandlebar](https://deemeed.com/video/sportsterhandlebar)

### ON THE PASSENGER SEAT OF MOST SPORTS MOTORBIKE



[deemeed.com /video/passengersseat](https://deemeed.com/video/passengersseat)

### HOW TO MOUNT EXPLORER S ON THE TOP OF DISCOVERY BAG?



[deemeed.com /video/oneontop](https://deemeed.com/video/oneontop)

### ON THE TOP CASE RACK OF ULTRA CLASSIC / ROADGLIDE



[deemeed.com /video/topcase](https://deemeed.com/video/topcase)

### ON THE FENDER OF SPORTSTER / DYNA WITHOUT SISSY BAR WITH THE SINGLE SEAT




[deemeed.com /video/fenderdyna](https://deemeed.com/video/fenderdyna)

### ON THE FENDER OF SOFTAIL WITHOUT SISSY BAR WITH THE SINGLE SEAT



[deemeed.com /video/fendersoftail](https://deemeed.com/video/fendersoftail)

### ON THE FENDER OF BOBBER STYLE MOTORBIKE WITHOUT SISSY BAR AND ANY MOUNTING POINTS



[deemeed.com /video/fenderbobber](https://deemeed.com/video/fenderbobber)

